

# Lab071 : Python RegEx

## Python RegEx

(別怕! 跟著做你就會!)

盧樹台

shuhtai@uch.edu.tw

請至 [www.hcdtech.com.tw](http://www.hcdtech.com.tw) 下載教材



<http://www.hcdtech.com.tw/Python.htm>



[\[首頁\]](#) [\[免費研習活動報名須知\]](#) [\[免費自助式教材分享\]](#) [\[Python\]](#) [\[產品簡介\]](#) [\[智慧型遙控器\]](#) [\[汽車震動防盜器\]](#) [\[門窗開啟警報器\]](#) [\[電子密碼鎖\]](#) [\[數位控制電風扇\]](#) [\[房屋電燈中央監控\]](#) [\[洗衣機數控面板\]](#) [\[雙光束雷射防盜器\]](#) [\[火警報知機\]](#)

所有的考卷都可以考100分，是我們自己錯過了！

## 學習秘訣=發問+練習

考卷發下去，時間到了收回來，如果沒有考到100分，這很正常。重點來了，不會的可以問，問完了練習，準備好了考卷再發下去。第二次還是沒有考到100分，這也很正常。沒關係，再來一次，不會的可以問，問完了練習，準備好了考卷第三次再發下去，.....，考到第N次如果還是沒有考到100分。沒關係，再來，不會的可以問，問完了練習，N+1次、N+2次、.....，你們都很聰明，知道我在說什麼，到最後考卷一定可以考100分！看懂了妳/你就會知道，原來學習的秘訣就是發問和練習！今天開始不懂就問，問完了練習，明年的妳/你肯定不一樣！



# 學習如何學習！

1

1 2

1 2 3

.....

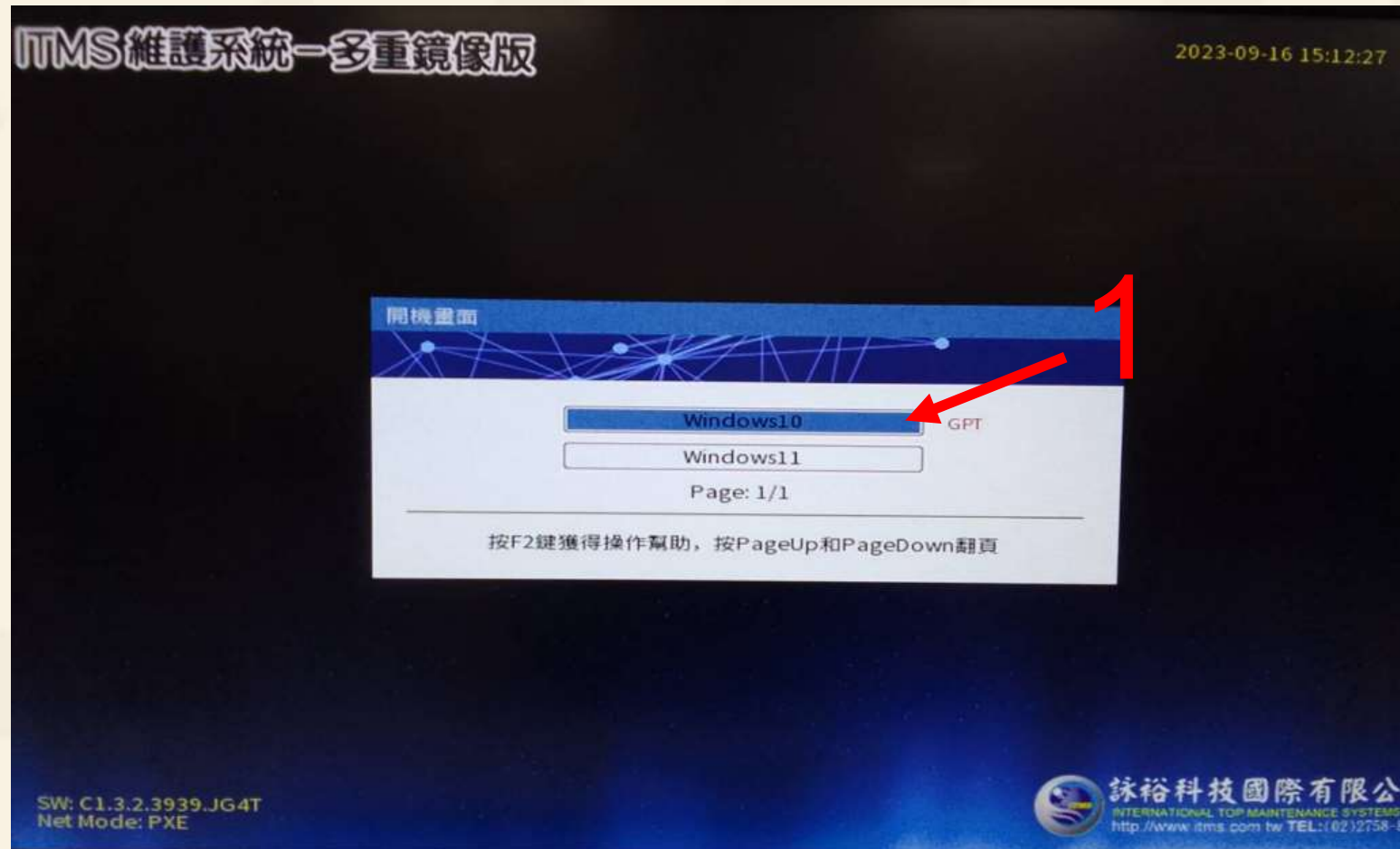
1 2 3 4 5 6 7 8 9 10

## 金字塔念書法



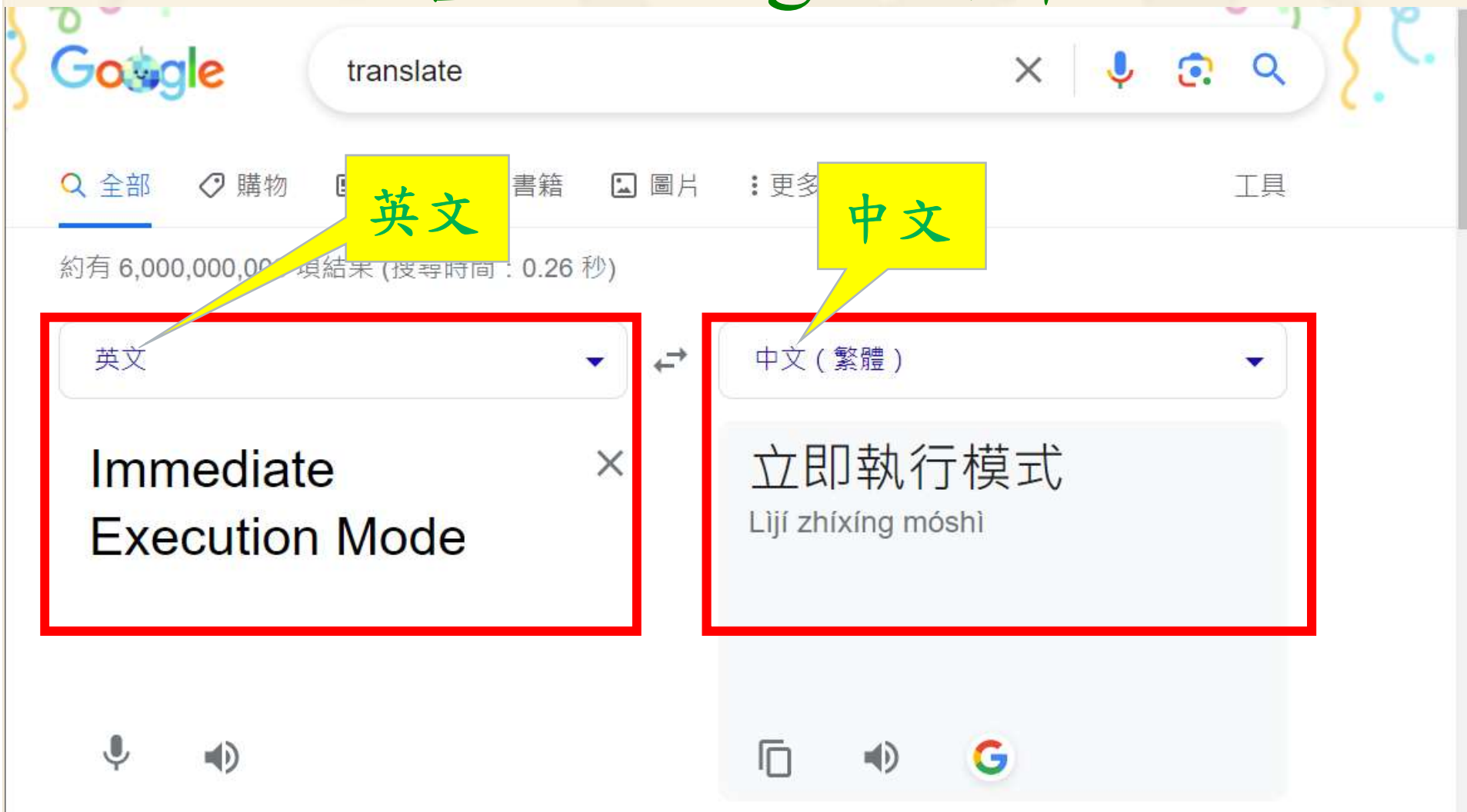
如果一本書有10個章節！先看第1章，在看第2章之前再把第1章看一遍，在看第3章之前再把第1, 2章看一遍，.....，等看到第10章的時候，第1, 2, 3, 4章恐怕已經背起來了！我稱這種念書法為金字塔念書法，今天開始照著做，明年的妳/你肯定不一樣！

# 請使用 Windows 10



## 1. 選用 Windows 10.

# 善用 Google 翻譯





# 請先開啟網頁閱讀

Python RegEx

w3schools.com/python/python\_regex.asp

請用善用Google翻譯讀懂網頁內容

Python RegEx

Python Modules

- Python Dates
- Python Math
- Python JSON
- Python RegEx**
- Python PIP
- Python Try...Except
- Python User Input
- Python String Formatting

File Handling

- Python File Handling
- Python Read Files
- Python Write/Create Files
- Python Delete Files

Python Modules

- NumPy Tutorial
- Pandas Tutorial

BUILD YOUR CAREER. GET FULL ACCESS. SAVE 770\$

Start today

Microsoft Azure

快速調整規模以因應您的業務需求  
隨時取消。

Python RegEx

< Previous

Next >

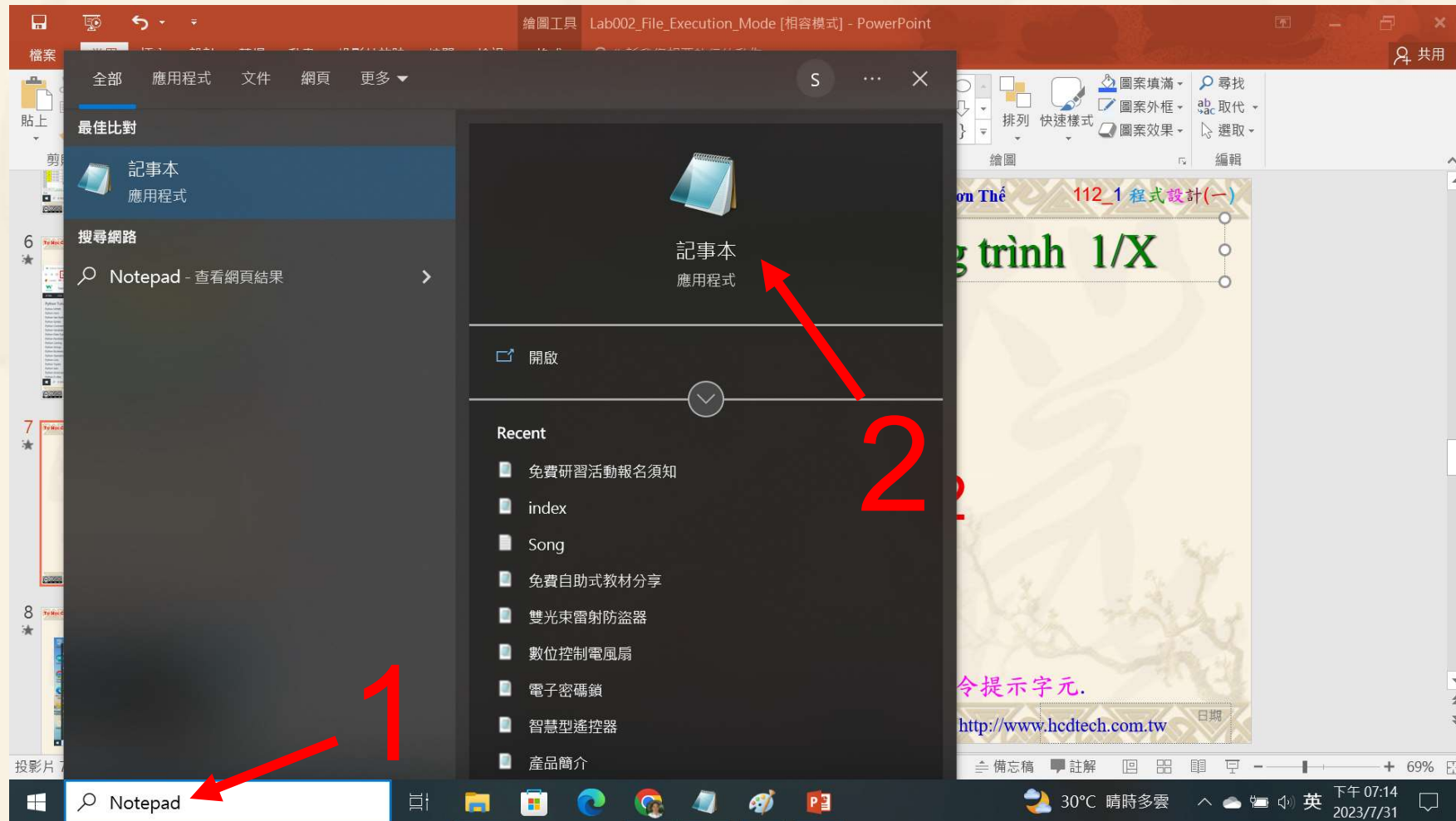
A RegEx, or Regular Expression, is a sequence of characters that forms a search pattern.

RegEx can be used to check if a string contains the specified search pattern.

RegEx Module

Python has a built-in package called `re`, which can be used to work with Regular Expressions.

# 建立程式文件 1/4



1. 鍵盤輸入 Notepad. 2. 用滑鼠點選記事本.



# 建立程式文件 2/4

```

*未命名 - 記事本
檔案(F) 編輯(E) 格式(O) 檢視(V) 說明
print("P11211XXX practices Lab071.")

#Python has a built-in package called re, which can be used to work
# with Regular Expressions.
import re #Import the re module
#Check if the string starts with "Welcome" and ends with "Taiwan":
MyString = "Welcome to Taiwan"
chk = re.search("^Welcome.*Taiwan$", MyString)
if chk:
    print("Yes! We have a match!")
else:
    print("No match")

#Metacharacters are characters with a special meaning:
MyString = "P11211XXX is a student of UCH."
#Find all lower case characters alphabetically between "a" and "k":
Fd = re.findall("[a-k]", MyString)
print(Fd)
#Find all digit characters:
Fd = re.findall("\d", MyString)
print(Fd)
#Search for a sequence that starts with "P112", followed by six (any)
# characters, and an "i":
Fd = re.findall("P112.....i", MyString)
print(Fd)
    
```

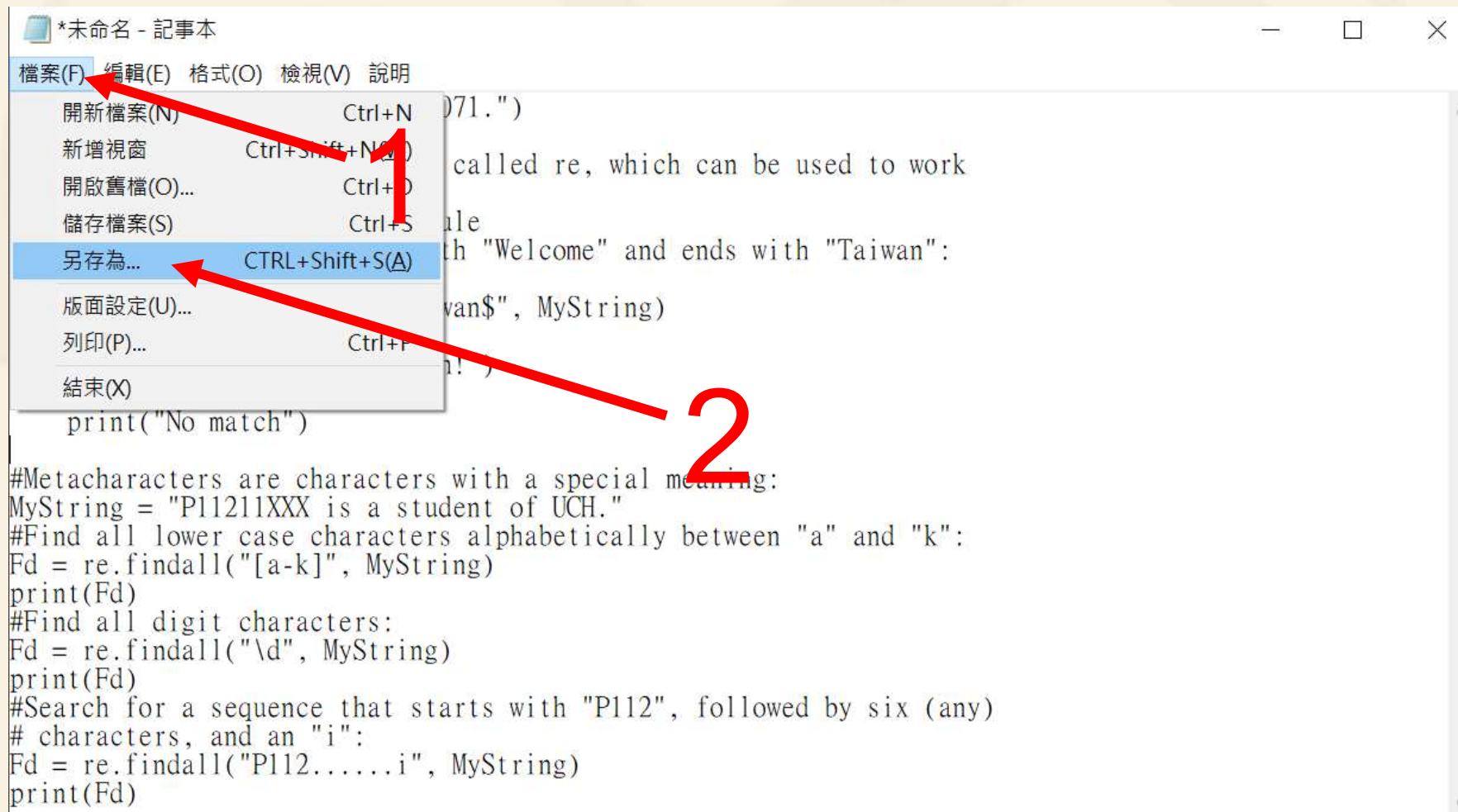
Replace P11211XXX with your student ID

Replace P11211XXX with your student ID



1. 用鍵盤輸入程式代碼.

# 建立程式文件 3/4



1. 用滑鼠點選檔案. 2. 用滑鼠點選另存為....

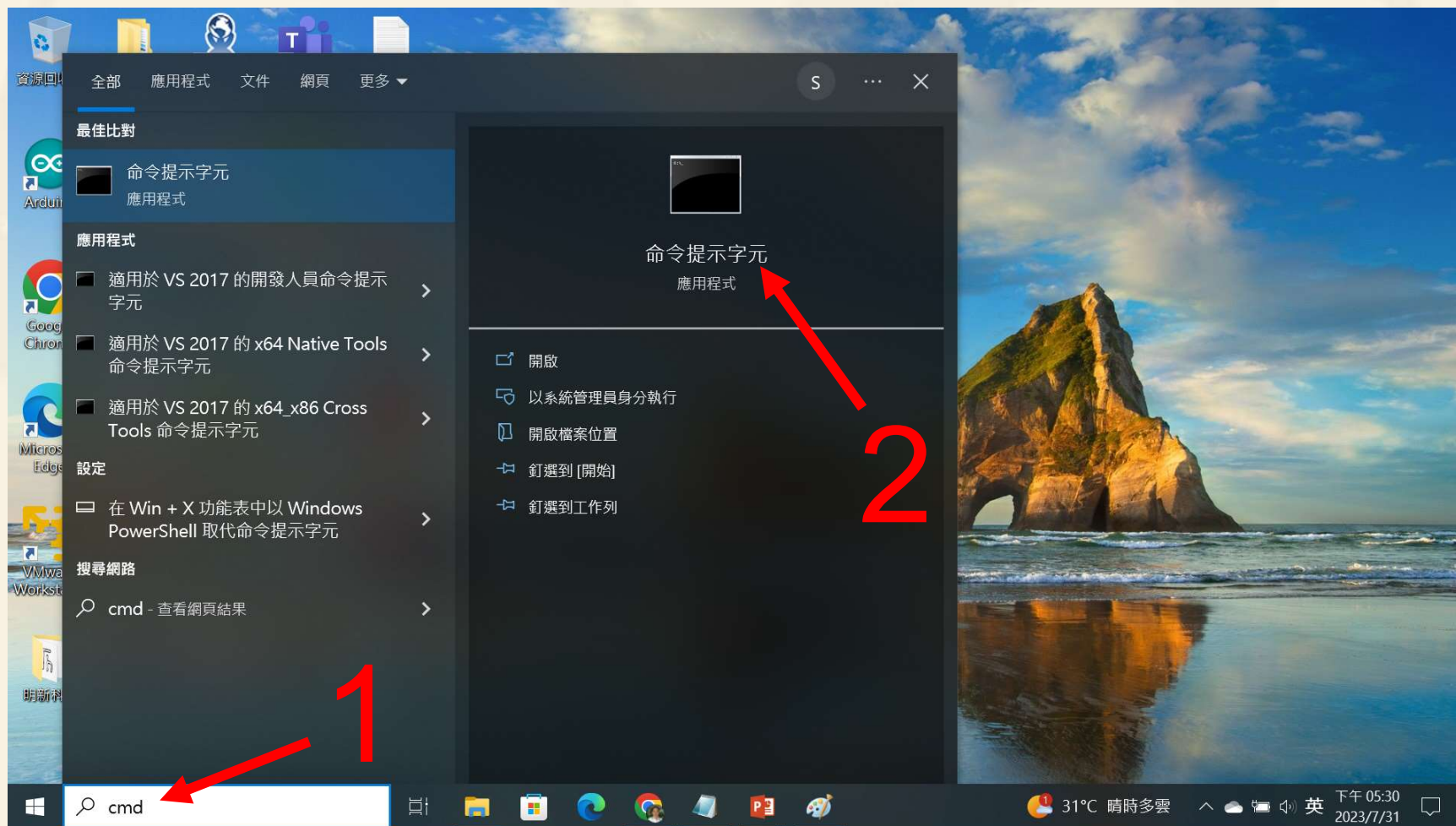
# 建立程式文件 4/4



1. 資料夾 = C:\使用者>User>.
2. 檔案名稱 = P11211XXX.py .
3. 存檔類型(T) = 所有檔案.
4. 用滑鼠點選存檔.



# 檔案執行模式 1/2



1. 鍵盤輸入 cmd. 2. 用滑鼠點選命令提示字元.

# 檔案執行模式 2/2

命令提示字元

```
Microsoft Windows [版本 10.0.19045.3324]  
(c) Microsoft Corporation. 著作權所有，並保留一切權利。  
C:\Users\User>Python P11211XXX.py
```

Replace P11211XXX with your student ID

1

2

1. 鍵盤輸入 Python P11211XXX.py.
2. 按一下 Enter.

# Verification Criteria of Lab071 (Lab071的驗收規範) Python RegEx

**P11211XXX 必需  
更換為您的學號**

```

命令提示字元
Microsoft Windows [版本 10.0.19045.3570]
(c) Microsoft Corporation. 著作權所有，並保留一切權利。
C:\Users\User>Python P11211XXX.py
P11211XXX practices Lab071.
Yes! We have a match!
['i', 'a', 'd', 'e', 'f']
['1', '1', '2', '1', '1']
['P11211XXX i']
C:\Users\User>

```

```

P11211XXX - 記事本
檔案(F) 編輯(E) 格式(O) 檢視(V) 說明
print("P11211XXX practices Lab071.")

#Python has a built-in package called re, which can be used to work
# with Regular Expressions.
import re #Import the re module
#Check if the string starts with "Welcome" and ends with "Taiwan":
MyString = "Welcome to Taiwan"
chk = re.search("^Welcome.*Taiwan$", MyString)
if chk:
    print("Yes! We have a match!")
else:
    print("No match")

#Metacharacters are characters with a special meaning:
MyString = "P11211XXX is a student of UCH."
#Find all lower case characters alphabetically between "a" and "k":
Fd = re.findall("[a-k]", MyString)
print(Fd)
#Find all digit characters:
Fd = re.findall("\d", MyString)
print(Fd)
#Search for a sequence that starts with "P112", followed by six (any)
# characters, and an "i":
Fd = re.findall("P112.....i", MyString)
print(Fd)

```

Ask the teacher to give you points after completing the illustrated results.

(完成右圖指定成果後請教師在您的座位驗收並讓您簽名加分)

**Every student must do Lab071 once!**  
(每一位學生至少都要用自己的電腦做一次Lab071!)



# 養成良好的工作態度

- 離開實驗室時請整理自己的工作座位，為自己的工作態度加分：
  - (1)滑鼠鍵盤歸位 (2)電腦關機 (3)螢幕關閉電源 (4)椅背靠妥 (5)個人責任區(工作座位及週邊範圍)應整潔，不遺留垃圾紙屑等。

